

CITY OF CHILLCOTHE
BUILDING PERMIT

INFORMATION AND APPLICATION

CITY OF CHILlicoTHE BUILDING PERMIT FEE SCHEDULE

ONE-FAMILY AND TWO-FAMILY RESIDENTIAL: NEW CONSTRUCTION, ADDITIONS AND ALTERATIONS (cost includes trade permits)

| | |
|------------------------------------|---------------------------------|
| Fee per square feet..... | \$ 0.50 |
| Minimum fee, new construction..... | \$ 1,000.00 |
| Minimum fee, additions..... | \$ 500.00 |
| Minimum fee, alterations..... | \$ 250.00 |
| Preliminary Plan Review..... | \$Estimated cost of Inspections |

COMMERCIAL

(Requires separate trade permits)

| | |
|------------------------------|---------------------------------|
| Fee per square feet..... | \$ 0.75 |
| Minimum..... | \$1,000.00 |
| Maximum..... | \$7,500.00 |
| Preliminary Plan Review..... | \$Estimated cost of Inspections |

ELECTRICAL, PLUMBING, HVAC (Including generator)

| | |
|----------------------------------|---|
| New construction, additions..... | no additional fee |
| Alterations..... | \$ 55.00 Per additional permit (see separate permit) |

MISCELLANEOUS BUILDING PERMITS

Swimming pools:

(Requires separate Electrical trade permit)

| | |
|-------------------------------------|-----------|
| Above ground..... | \$ 50.00 |
| Partially or totally submerged..... | \$ 100.00 |

Fences.....\$ 50.00

Sign

| | |
|----------------------|----------|
| No electrical..... | \$ 50.00 |
| With Electrical..... | \$100.00 |

Demolition permit.....\$ 50.00

Accessory Buildings other than garages

| | |
|----------------|----------|
| <100 sf..... | \$ 50.00 |
| >/=100 sf..... | \$100.00 |

Garages

| | |
|----------------|----------|
| <600 sf..... | \$250.00 |
| >/=600 sf..... | \$500.00 |

Decks(Elevated 6 feet or more)\$500.00

Other : building projects not well defined as any categories above and/or
at the discretion of City authority issuing the building permit.

Minimum Fee.....\$100.00 (plus cost of inspections)

**CITY OF CHILlicoTHE
REQUIRED BUILDING INSPECTIONS**

It is required that a set of Permit Documents must be at the Site at all times

1. FOOTINGS/EXCAVATION, with
 - a. Form Set
 - b. Reinforcing installed
 - c. Erosion control in place
 - d. Temporary electrical service completed

NOTE: For underground/under-slab plumbing inspections contact the Illinois State Plumbing inspector at (309) 210-8963

2. FOUNDATION WALLS AND BASEMENT FLOOR SLAB (prior to backfill)
3. FRAMING, EXTERIOR ENVELOPE, MECHANICAL AND ELECTRICAL ROUGH-IN

NOTE: Truss engineering package must be included with permit documents.
For plumbing inspections contact the Illinois State Plumbing Inspector at (309) 693-5379 Cell: (309) 276-6195

4. EXTERIOR AIR BARRIER INSPECTION
5. INTERIOR INSULATION INSPECTION
6. FINAL INSPECTION

| | | |
|------------------|---|---|
| INSPECTIONS FOR: | BUILDING STRUCTURAL HVAC ELECTRICAL FIRE PROTECTION | CALL: Tony Griffin (309) 699-3673 CALL: Richard Young (309) 696-8994 CALL: Chillicothe Community Fire Protection District |
| INSPECTIONS FOR: | PLUMBING | CALL: ILLINOIS STATE PLUMBING INSPECTOR Brian McGrath, CPI (309) 693-5379 Cell: (309) 276-6195 |

CITY OF CHILLICOTHE
CONTACT INFORMATION

UTILITY LOCATIONS: (JULIE) 811 OR 1-800-892-0123 OR
www.illinois1call.com

ADDRESS ASSIGNMENT (309) 274-5056
DENISE PASSAGE
OFFICE MANAGER

AMEREN ILLINOIS 1-800-755-5000

WIGAND DISPOSAL (GARBAGE) (309) 274-4589

WATER/SEWER SHAWN SUTHERLAND
SUPERINTENDENT OF PUBLIC WORKS
(309) 303-5889

INSPECTIONS FOR: BUILDING CALL: Tony Griffin (309) 699-3673
STRUCTURAL
HVAC
ELECTRICAL CALL: Richard Young (309) 696-8994
FIRE PROTECTION CALL: Chillicothe Community Fire
Protection District

INSPECTIONS FOR: PLUMBING CALL: ILLINOIS STATE PLUMBING
INSPECTOR
Brian McGrath
(309) 693-5379 Cell: (309) 276-6195

CITY OF CHILLCOTHE

CHECKLIST FOR NEW SINGLE FAMILY DWELLINGS AND DUPLEXES

- PROVIDE A COMPLETED PERMIT APPLICATION. The consolidated application is for zoning approval and a building permit.
- PROVIDE 2 COPIES OF THE SITE PLAN. At least one copy should be hard copy and you may submit one copy in electronic format. Providing the detailed site plans is required to verify compliance with zoning requirements and help in determining and issuing any required right away permits. See the list of items to be included on the site plan.
- PROVIDE 2 SETS OF BUILDING PLANS. At least one copy should be hard copy and you may submit one copy in electronic format. Residential plans are not required to be architecturally sealed. See the list of items to be included on prints.
- PROVIDE ENGINEERING SPECIFICATIONS FOR TRUSSES, I-JOIST, LVL's, LAM's AND STEEL BEAMS, ECT. All beam specifications are required at the time of application. Other specifications may be provided at a later date.
- PROVIDE A RESCHECK. All permits must meet Illinois Energy Conservation Code which follows the latest published edition of the INTERNATIONAL ENERGY CONSERVATION CODE (IECC). More information can be found @ <https://www.illinois.gov/cdb/business/codes/Pages/IllinoisEnergyConservationCode.aspx> . If using REScheck to verify compliance it must pass the current edition of REScheck, available @ <https://www.energycodes.gov/rescheck> . A prescriptive method may also be used; a detailed checklist can be provided to help verify compliance.
- STATE RADON ACT. All new residential construction must follow the State of Illinois – Radon Resistant Construction Act (420 ILCS 52 - <http://www.ilga.gov/legislation/ilcs/ilcs3.asp?ActID=3422&ChapterID=37>)
- APPLICATIONS ARE AVAILABLE ON LINE AT <http://www.cityofchillicotheil.com> . Click on Departments, click on Zoning/Building and select Permit Application for the permit application and permit fee information.
- APPLICATIONS AND SUPPORTING DOCUMENTATION MAY BE SUBMITTED BY E-MAIL. Please send all required information to Denise Passage - dpassagemanager@mchsi.com .
- THE APPLICANT IS REQUIRED TO OBTAIN THE PERMIT PRIOR TO STARTING CONSTRUCTION
- THE AVERAGE REVIEW AND PROCESS TIME REQUIRED PRIOR TO THE ISSUANCE OF A NEW SINGLE FAMILY PERMIT IS 72 HOURS.
- FOR ANY QUESTIONS OR CONCERNS YOU MAY CONTACT THE ZONING ADMINISTRATOR, DENISE PASSAGE, AT (309) 274-5056 OR VISIT OUR OFFICE LOCATED ON THE AT CITY HALL, 908 N. 2ND STREET, CHILLCOTHE, IL 61523.

ITEMS TO BE INCLUDED ON RESIDENTIAL PRINTS

1. Site plan drawn to an identified scale

- Label property lines
- Show the distance between the property lines and the proposed structure
- Depict the driveway and show the width
- Show directional North arrow

2. Elevations

- Show all 4 sides of the house (include exterior wall coverings)

3. Foundation Plan

- Footing size
- Pier pad location and size
- Wall type and height (height of backfill)
- Vertical rebar size and on center spacing
- Vapor barrier
- Label required egress window
- Indicate location of sump pump and floor drain
- Indicate if basement is unfinished or finished (if finished, label rooms and provide sq. ft.)

4. Floor Plans

- Indicate the sq. ft. of living space
- Label all rooms
- Show dimensions of rooms and include size of wall openings and header sizes
- Label required egress windows
- Show wall height (all that exceed 8' provide a framing detail)

5. Provide length of dryer vent (include the number and type of elbows)

6. Provide wall section representative of building submitted

- Include insulation R values
- Show ice shield
- Size of overhang
- Show vapor barrier
- Indicate wall sheathing or alternate

7. Provide engineering specifications for all laminated beams, LVL's, Steel Beams, I-Joist and trusses

- Provide layout for I-Joist and truss systems

Providing us with the above information reduces our review time, allows us to issue you the permit faster and helps eliminate discrepancies during the construction of your project.

**CITY OF CHILLCOTHE
APPLICATION FOR BUILDING PERMIT**

| |
|---|
| For Office Use Only: Date Received: _____ Permit # _____ Date Issued: _____ Expiration: _____ |
|---|

PROPERTY INFORMATION:

Street Address: _____
Parcel ID Number: _____ - _____ - _____
Current Zoning District: _____

Total Construction Cost: _____

DEVELOPMENT INFORMATION:

Site Plan and/or Building Plans and Structural Information required:

| | Existing | Proposed |
|--------------------------|----------|----------|
| Building Square Footage | | |
| Building Height | | |
| Number of Parking Spaces | | |

Application for:

| | |
|--|---|
| <input type="checkbox"/> Addition | <input type="checkbox"/> Single Family Dwelling |
| <input type="checkbox"/> Deck | <input type="checkbox"/> Multi Family Dwelling |
| <input type="checkbox"/> Shed | <input type="checkbox"/> Interior Remodel |
| <input type="checkbox"/> Porch open | <input type="checkbox"/> Other _____ |
| <input type="checkbox"/> Porch Enclosed/roofed | <input type="checkbox"/> Change in occupancy |
| <input type="checkbox"/> Attached Garage | <input type="checkbox"/> Commercial |
| <input type="checkbox"/> Detached Garage | |

Submittal Requirements:

- Construction drawings required
- Site Plan, drawn to engineer/architect scale
- items listed on page 5
- Commercial plans must be sealed by an engineer/ architect

(Alteration or remodeling of existing building or structure shall include any changes in structural members, stairways, basic construction, type, kind or class of occupancy, light or ventilations, means of egress and ingress or any other changes affecting or regulated by the building code, except for minor repairs of changes not involving any of the aforesaid provision)_

Description of Work to be performed:

APPLICANT INFORMATION:

Owner/Tenant (Print): _____
Address, City, State, Zip: _____
Phone: (____) _____ Email: _____
Signature*: _____ Date: _____

Contractor/Agent (Print): _____
Address, City, State, Zip _____
Phone: (____) _____ Email: _____
Signature**: _____

Applicable Building Codes:

| | | |
|--|---------------------------------------|--|
| 2012 International Building Code | 2012 International Fire Code | 2012 International Residential Code |
| 2012 International Mechanical Code | 2012 International Fuel Gas Code | 2012 International Existing Build Code |
| Current State of Illinois Plumbing Code | National Electrical Code (NFPA70)2014 | 2012 International Property Maintenance Code |
| 2015 International Energy Conservation Code (State Mandated 2015 IECC) | | Illinois Accessibility Code |

By signing this form, I _____, certify that I have read and understand the application and have also checked appropriate boxes. The information provided is true and correct. Should any information change after this Permit is issued, the builder/owner will immediately inform the City authority. I understand that the Permit being issued based upon the information I have provided on the application: that the permit will not be valid if the application is found to be untrue or incorrect: and that enforcement action will ensue if the application or improvements are determined to be illegal.

I understand that I am responsible for contacting the City inspector to determine the number of inspections to be made and to also contact the City inspector when each inspection is due. Should inspections not be completed the applicant will be fully responsible for code conformances, and may have to expose the area at applicants cost.

I further understand that construction must commence within 90 days from the date entered below or a new permit must be applied for and obtained, with appropriate fee, before the start of construction and any permit not finished on or before expiration date listed on building permit card will require a new or reissued permit, with an appropriate additional fee as defined in the city code.

The builder agrees to perform the above work in accordance with the plans, specifications and ordinances of the City of Chillicothe. Violations of the above shall subject the person to fines and penalties.

Certification of Completion upon request

Signature

Date

.....

*****VALIDATION*****

Amount of Permit: _____

Received By: _____

Date paid: _____

Check # _____ Cash _____

Permit # _____

Expiration Date: _____

LIST OF SUBCONTRACTORS

1. FOUNDATION: _____

2. PLUMBING: _____

Address: _____

Phone #: _____

ILLINOIS STATE LICENSE #: _____

3. HVAC: _____

Address: _____

Phone #: _____

5. ELECTRICAL: _____

Address: _____

Phone #: _____

6. ROOFING: _____

Address: _____

Phone #: _____

ILLINOIS STATE LICENSE #: _____

Residential Building Permit – Must be completed and submitted with application

- 1) Submit site plan showing lot line dimensions.
- 2) Show where house will be located on property.
- 3) Show house distances from property line.
- 4) Submit scaled house plans of all walls on all floors.
- 5) State footing dimensions and depth. _____"wide _____"deep
- 6) State foundation wall type {block, poured, etc)_____
- 7) State basement wall height._____.
- 8) Show basement wall egress on submitted plans.
- 9) State floor joist size _____and spacing_____.
- 10) State type of subfloor _____ and thickness _____.
- 11) State exterior wall stud size _____ and spacing _____.
- 12) State wall sheathing type _____ and size _____.
- 13) State exterior wall insulation type _____ and size _____.
- 14) State ceiling height _____.
- 15) State ceiling joist size _____ and spacing _____.
- 16) State rafter size _____ and spacing _____.
- 17) State roof sheathing type _____ and size _____.
- 18) State roof covering type _____.
- 19) State exterior siding types _____.
- 20) State type of windows to be installed _____.
- 21) State type of exterior doors to be installed _____.
- 22) State ceiling insulation type _____ and thickness_____.

Print name _____

Print e-mail _____

CITY OF CHILLCOTHE
 BUILDING PERMIT
 SITE PLAN/SET BACK INFORMATION


The research and locations of all easements (e.g. sewer, electric, telephone, gas, water, etc...) and property line is the responsibility of the property owner. **(IMPORTANT: Setback footage from the property lines must be accurate)**


Complete the site plan using blue or black ink. Include the following information on the site plan above AND attach a reproducible site plan with the same information:

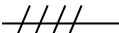
- all existing and/or proposed buildings and structures and the dimensions
Of each
- topographical information such as roads, trees, ponds, hills gullies, streams, etc..
- label all structures (e.g. house, shed, garage, etc...)
- label requests pertinent to this petition
- Size of Lot, Distance construction will be from All property lines

LEGEND

Property Line = _____

Existing Structure = 

Proposed Structure = 

Fence = 

**CITY OF CHILLICOTHE
APPLICATION
WATER AND SEWER SERVICE**

WATER APP, NO. _____ **SEWER APP. NO.** _____ **DATE:** _____

The undersigned applicant hereby certifies to the Mayor and the City Council for the City of Chillicothe, Peoria County, Illinois, that he is the legal owner in the title real estate in the City of Chillicothe legally described as:

Lot Number: _____
Block Number: _____
House Address: _____

Said property is improved with a _____ constructed on said property, and hereby requests permission of the Superintendent of Public Works of the City of Chillicothe on behalf of the Mayor and City Council for:

Water Connection: 1" Pipe 2" Pipe Sewer Connection 6" pipe: Yes No
Circle one Circle One

FEE SCHEDULE

| <u>Water Connection</u> | <u>Sewer Connection</u> | <u>Meter/Backflow Fee:</u> |
|---|--------------------------|--------------------------------------|
| Connection Fee \$500.00 | Connection Fee \$500.00 | 3/4" - \$ 227.00 |
| Connection Fee over 1" * | Connection fee over 1" * | 1" - \$ 351.00 |
| *Note: Connections larger than 1" shall also pay additional charges as determined by the Superintendent of Public Works based on the actual cost of the connection. | | Over 1" Determined by Superintendent |

DESCRIPTION OF PREMISES

Residential Home: Yes No Other: _____
Circle One

The applicant hereby agrees to make the necessary connections to the water and sewer system as reported above and comply with all ordinances of the City of Chillicothe and the Greater Chillicothe Sanitary District regulating the operation of the water and sanitary sewer systems. Applicant further agrees to ascertain that all service lines of the system are in compliance with specifications and rules established by the City for the regulations of said system. The cost of the labor and materials required for installing water service from the property line to the premises and the sewer service from the sanitary sewer to the premises will be paid for by the applicant (no water service shall be farther than (60) feet from main to curb stop). **All house water and sewer connection and City water and sewer connections are required to be made in the presence of the Superintendent of Public Works or his representative and sewer inspector before back filling of the connections can be undertaken or completed.** Suitable space must be provided for all meter connections as per specifications by the Superintendent of Public Works. I certify that the construction work will be done by contractor duly licensed by the City of Chillicothe. I agree to give the office of the City Clerk proper notice of the beginning and ending of the work provided by ordinance. Further, before the issuance of a permit, the plans and specifications of the work to be done or complete description of the work to be done will be submitted.

Signature of Applicant Address of Applicant

Contractor Making the Connection: _____ City License # _____
Address of Contractor: _____

Accepted by: _____ Paid: Cash _____
City Clerk Check: _____